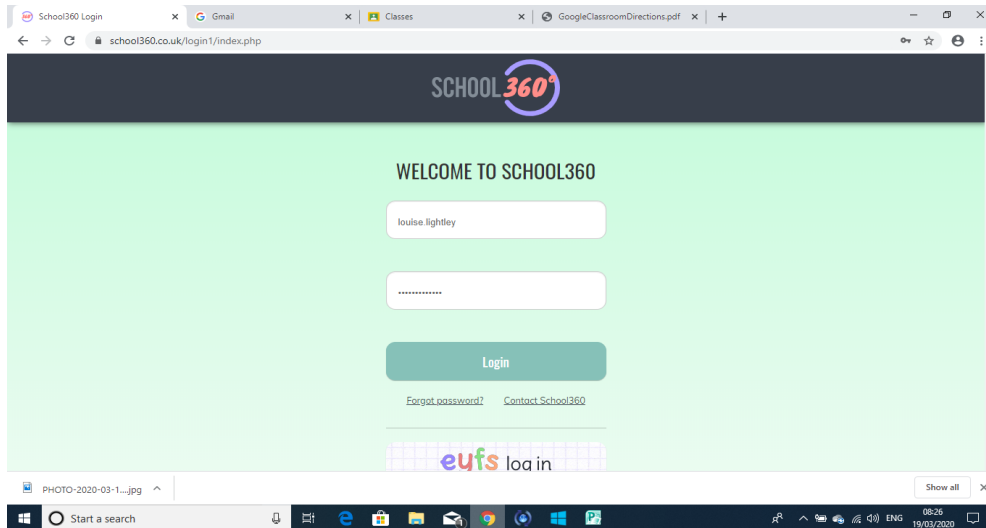
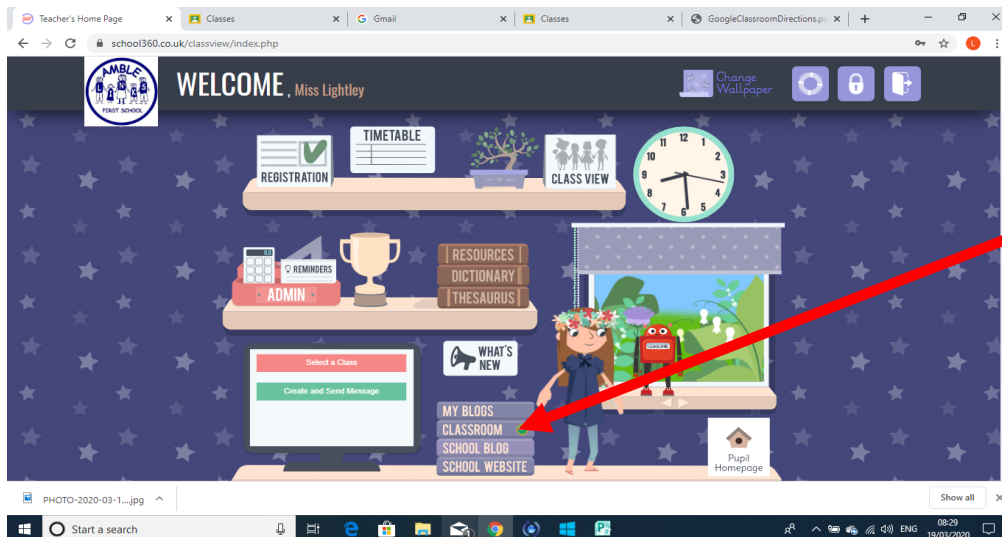


Instructions for logging on to Google Classroom

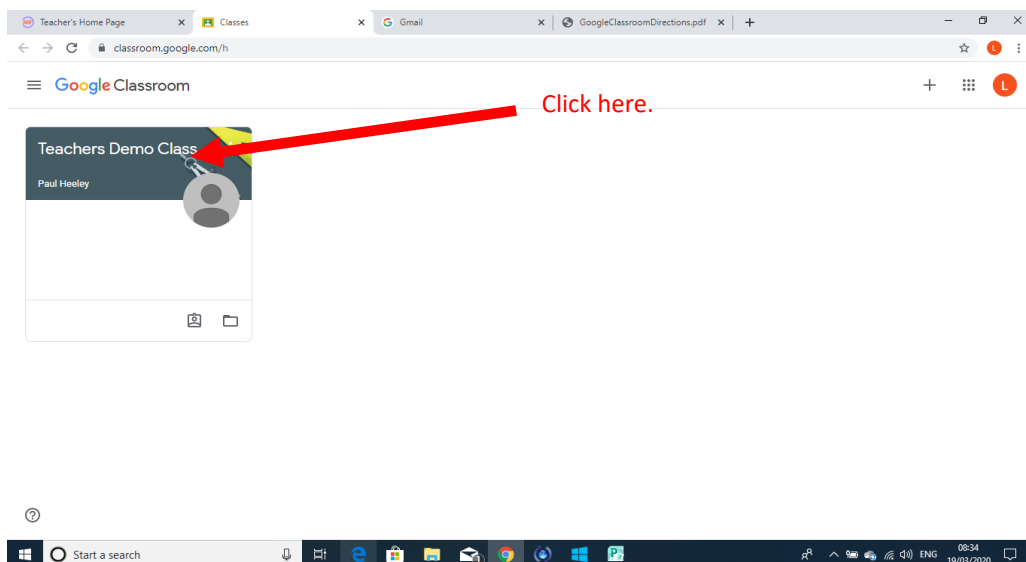
1. Log onto your child's School 360 account using their username and password.



2. From the home page click on 'classroom' to open Google Classroom



3. Now click on your child's class to open. These are named 'Penguins', 'Sharks', 'Puffins', 'Jellyfish'.



4. Click on the list of assigned work to open.

The screenshot shows the Google Classroom interface for 'Teachers Demo Class'. The 'Upcoming' section displays a notification: 'Paul Heeley posted a new assignment: A daily timetable example Mar 18'. A red arrow points to this notification with the text 'Click here to open assigned work.'

5. Click on your assigned tasks to complete.

The screenshot shows the 'A daily timetable example' assignment page. The 'Your work' section on the right lists assigned tasks for 'Louise Lightley'. A red arrow points to this section with the text 'Click here to open tasks'.

6. Once you have completed the task don't forget to 'Turn In' your work.

The screenshot shows a Google Docs document titled 'Louise Lightley - [Template] GEOGRAPHY HOTCLUB'. The document contains a table with columns for 'Write about what you know....' and 'Add an image....'. A red arrow points to the 'TURN IN' button in the top right corner with the text 'Click here to 'Turn In' your completed work.'

		Write about what you know....	Add an image....
H	Which HEMISPHERE is it in?		
O	Where is it in relation to OTHER PLACES? (eg has borders with.... capital city etc)		
T	Which TIMEZONE is it in? (how many hours ahead/behind us are they?)		
C	Which CLIMATE ZONE is it in? (tropical? Dry?)		